




Landscape & Masonry

Division of Northland Monument Co. Inc.

P.O. Box 381 • 2601 State 200 N. E.
 Longville, MN, USA • 56655-0381
 Phone (218) 566-1324 • Fax (218) 566-3422

Example Hearths


F = Finished Edge
 S = Sawed Edge



72" F 10 SQ FT

2" Mesabi Black Granite
 Polish Top – Polish 3 sides
 10 SQ FT @ \$50 = 500
 9.33' Polish Edge @ \$13/FT = \$121.33
Total Hearth Price = \$621.33

2" Indiana Limestone
 Hone Top – Rockface 3 sides
 10 SQ FT @ \$35 = \$350
 9.33' Rockface Edge @ \$6.50/FT = \$60.66
Total Hearth Price = \$410.66



64" F 7.1 SQ FT

2" Bluestone Hearth
 Thermal Top – Thermal Front Edge
 7.1 SQ FT @ \$40 = \$284
 5.33' Thermal Edge @ \$8.50/FT = \$45.33
 2 Angle Cuts @ \$35/EA = \$70
Total Hearth Price = \$399.33

1 1/4" Charcoal Granite
 Polish Top – Polish Front Edge
 7.1 SQ FT @ \$40 = \$284
 5.33' Polish Edge @ \$13/FT = \$69.33
 2 Angle Cuts @ \$35/EA = \$70
Total Hearth Price = \$423.33




Landscape & Masonry

Division of Northland Monument Co. Inc.

P.O. Box 381 • 2601 State 200 N. E.
 Longville, MN, USA • 56655-0381
 Phone (218) 566-1324 • Fax (218) 566-3422

Example Hearths

Cut Out



96" F 20 SQ FT


2" Rainbow Granite
 Polish Top – Polish 3 sides
 20 SQ FT @ \$50 = \$1000
 18.5' Polish Edge @ \$13/FT = \$240.5
 2 Radius Cuts @ \$35/EA = \$70
 1 Cut Out @ \$45/EA = \$45
Total Hearth Price = \$1355.50

2" Indiana Limestone
 Hone Top – Rockface 3 sides
 20 SQ FT @ \$35 = \$700
 18.5' Rockface Edge @ \$6.50/FT = @120.25
 2 Radius Cuts @ \$20/EA = \$40
 1 Cut Out @ \$30/EA = \$30
Total Hearth Price = \$890.25

Finished Return

S

Finished Return



72" F

1 1/4" Academy Black Granite
 Hone Top – Rockface 3 sides w/Return
 9 SQ FT @ \$40 = \$360
 9' Rockface Edge @ \$8.50/FT = \$76.50
 2 Finished Returns @ \$20/EA = \$40
Total Hearth Price = \$476.50

2" MN Dolomite (Kasota) Limestone
 Hone Top – Hone 3 sides w/Return
 9 SQ FT @ \$50 = \$450
 9' Hone Edge @ \$6.50/FT = \$58.50
 2 Finished Returns @ \$15/EA = \$30
Total Hearth Price = \$538.50



Landscape & Masonry
 Division of Northland Monument Co. Inc.
 P.O. Box 381 • 2601 State 200 N. E.
 Longville, MN, USA • 56655-0381
 Phone (218) 566-1324 • Fax (218) 566-3422

Natural Stone Hearth Pricing Worksheet

Stone		Thickness	
		Price per Sq FT	\$ <u> </u>
Length	<u> </u> Inches (at longest point)	Total / 144	
X		Total Square Feet =	<u> </u> SQ FT
Width	<u> </u> Inches (at widest point)		

SQ FT X **Price =** **Raw Stone Cost**

Add the following customization

Finish the bottom	<u> </u> Y or N	Square Feet	<u> </u>	Cost	<u> </u>
Finished Edges	<u> </u> Type	Linear Feet	<u> </u>	Cost	<u> </u>
Angle/Radius Cuts	<u> </u> Y or N	Quantity	<u> </u>	Cost	<u> </u>
Finished Returns	<u> </u> Y or N	Quantity	<u> </u>	Cost	<u> </u>
Cutouts	<u> </u> Y or N	Quantity	<u> </u>	Cost	<u> </u>

Total Hearth Price \$

Please provide drawing of hearth below, indicate all dimensions and finished edges